

Volvo Construction Equipment
Building Tomorrow



R100

Volvo Rigid Haulers 95.0 t / 209,400 lb 1 050 hp



WELCOME TO OUR WORLD

Welcome to a world of industry leading machinery. A world where imagination, hard work and technological innovation will lead the way towards developing a future which is cleaner, smarter, and more connected. A world supported by the enduring values of the Volvo Group. A world of stability, sustainability and innovation. A world which we put our customers at the heart of.

Welcome to the world of Volvo Construction Equipment – we think you're going to like it here.

Working harder, working smarter

For over 180 years Volvo has been a pioneer in the design and manufacture of machines which set the standard for efficiency, performance and uptime. Across our range of excavators, wheel loaders and haulers, our reputation for engineering excellence is unrivalled, which means whatever your operation or application, we can provide a total fleet solution to help you succeed.

Building on our proud history, the Volvo Concept Lab continues to create cutting-edge ideas and innovative concepts, to ensure we offer customers machines which work harder and smarter long into the future.



Solutions for you

Our industry leading machines are just the start of your relationship with Volvo. As your partner, we have developed an extensive range of additional solutions to help you improve uptime, boost productivity and reduce costs.

Designed for your business

Structured across nine blocks, our portfolio of products and services are designed to complement your machine's performance and boost your profitability. Simply put, we offer some of the best guarantees, warranties and technological solutions in the industry today.

There when you need us

Whether you're buying new or used, our global network of dealers and technicians offer around-the-clock support, including machine monitoring and world-class parts availability. It's the basis of everything offered by Volvo Services, so you can be confident we've got you covered right from the start.

BUILDING TOMORROW

Drive your costs down

Drive your operating costs down with the established Volvo R100. Featuring a Tier 4 Final engine, the highly efficient rigid hauler offers long service intervals and component lifecycles. Productive, reliable and proven on job-sites throughout the world, make the R100 your partner for all mining and quarrying applications.

Designed for distance

Save time and money with the R100. The heavy-duty machine is engineered to extend service intervals, helping you cut maintenance costs and optimize uptime. Achieve unbeatable long-term value and longevity of major components with our reliable hauler.



Heavyweight hauler

Go the extra mile with the optimally balanced R100. Offering a low center of gravity and even weight distribution, the solid machine spreads the load impacts and structural stresses equally across the truck. The outcome is superb machine and tire longevity leading to significantly reduced operating costs. Leave it to Volvo to find the right balance.



Long life, low costs

Component longevity is key to a low cost of operation. That's why your machine is rigorously tested under extreme working conditions to meet high component lifecycles industry standards. Do more in the long haul with the R100 promoting, as a standard, two retardation systems for high levels of safe performance, while safeguarding primary brake life.



Volvo Dynamic Shift Control

Haul it all thanks to our fully automatic adaptive transmission gearshift patterns, further enhanced and payload sensitive if equipped with our On-Board Weighing option. Adapting to varying conditions, Volvo Dynamic Shift Control delivers productive performance through a smooth, consistent ride and low fuel consumption.





BIG ON EFFICIENCY

Move more with less fuel thanks to the latest technology built into the R100 rigid hauler. Volvo Dynamic Shift Control delivers a premium drivetrain performance and also incorporates Eco Shift Mode, which defaults to the most efficient shift schedule when working on lighter applications. The auto-idle engine shutdown and optional gear sensitive On-Board Weighing further enhance fuel savings and reduce unnecessary engine wear.



FULLY LOADED

Offering a true 95-tonne payload, the R100 is designed to do more. Thanks to its optional exhaust-heated V-shaped body, the 60.4 m³ capacity hauler ensures optimum load retention and minimal material carry-back. For long lasting performance, the body is manufactured from high impact and high abrasion resistant steel. Enhance productivity with our 10-10-20 payload profile policy (please ask your local dealer for more detailed information).

Move more, earn more

Meet production targets faster with the largest rigid hauler in the Volvo portfolio. Offering the winning combination of power and performance, the 95-tonne machine hauls more tonnes per hour. Move more and earn more with Volvo.

Move more – faster

Get the job done with the R100, powered by the premium engine. Delivering high torque capabilities, the combined drivetrain provides unparalleled pulling performance and class-leading rimpull for optimum travel time. Thanks to the fast body-tipping system, you can count on the R100 to achieve fast cycle times for an all-round efficient performance.



Up to the challenge

No terrain is too deep or steep for the R100. Thanks to the complete drivetrain design and configuration, the hauler yields impressive tractive effort, enabling you to tackle tough job site conditions and navigate gradients effortlessly. With high drive axle multiplication, the machine delivers high levels of rimpull for excellent performance on steep slopes.



Real-time tonnage

Unlock the secret to your hauler's productivity using our optional On-Board Weighing technology from Volvo. The integrated system ensures the machine moves the optimum safe payload and logs all transported loads for complete production management, providing real-time data on the on-board display.



Smart systems

Take your productivity to the next level thanks to smart systems – such as Volvo Site Simulation – for optimum site efficiency and minimal operational costs. To increase the productivity of your existing and future projects, utilize Volvo Site Simulation, which provides valuable information about your machinery, fleet choices and site configuration.



Safety at the center

Safety is built into every design element of Volvo machines – and the R100 rigid hauler is no exception. Featuring a ROPS/FOPS-certified cab, proven safety systems and straightforward service access, the R100 is safe from the inside out.

Solid stability

Featuring a low center of gravity, the rigid hauler is engineered to provide rock-solid stability. Conquer challenging conditions thanks to the expertly designed body and chassis, which work in harmony with the responsive suspension and steering geometry, for ultimate machine stability.



Safety as standard

The R100 features two standard retardation systems for safer downhill machine control and enhanced ease of operation. The manually applied transmission retarder limits wheel lock-up, especially useful on steeper gradients and in wetter conditions. The modulating rear brake retarder, with automatic apply function, helps to maintain a controlled downhill engine speed.



Total access

Whether operating or servicing your R100, gain safe and straightforward entry to the machine using anti-slip steps and secure walkways. From the wide platform or ground level, safely complete essential planned maintenance. For added protection and peace of mind – particularly during servicing – use integral safety locks to isolate the machine system.



Always in control

Operate with complete confidence thanks to a host of safety systems, such as the transmission overspeed protection feature, engineered to automatically slow down the machine to within safe operating limits. Machine control is enhanced by the neutral coast inhibitor, which protects the hauler in downhill operations. For added security, the R100 features fail-safe braking and secondary steering systems.





SAFE FROM THE INSIDE OUT

There's no compromise when it comes to safety. That's why all machine systems on the R100, such as the easily accessible emergency shutdown switches, have been designed and verified to protect the safety of you and your crew. From the ROPS/FOPS-certified cab, experience superb visibility, enhanced by Volvo Smart View, an integrated feature that helps you keep an eye on the surrounding job site traffic.



BUILT READY

The robust and reliable R100 delivers superior, long lasting performance. Engineered with uptime in mind, the heavy-duty hauler is uncomplicated in its design, and purpose-built to achieve optimum productivity shift after shift, day in and day out.

Access more uptime

Access more uptime with the R100, designed to work for you. The machine design is purpose-built to meet the demands of tough job site conditions, including conveniently grouped service points for efficient maintenance tasks. Add a range of aftermarket solutions and the result is optimum machine availability.


Ease of serviceability

Ease of access not only optimizes safety, but it also maximizes machine uptime. All service points are strategically grouped and within reach from the ground and service platform. To simplify mechanical servicing, the hauler features common-sized bearings and direct bolt-on wheel rim connections. Inside the cab, access top-level diagnostic data using the operator-friendly dashboard for fast analysis and solutions.




Durable by design

Built to last, the R100 is durable by design. The high strength, flexible chassis structure and responsive MacPherson strut with lower wishbone connection absorb potentially damaging shocks and vibrations that can occur when operating. Regardless of environmental conditions, you can depend on the hydraulics to remain clean and protected against contamination for optimum machine availability.



Machine monitoring made easy

Maximize machine uptime and reduce repair costs with CareTrack – the optional telematics connection enables to remotely monitor the health of your fleet. CareTrack is part of an extensive portfolio of Uptime Services, including maintenance and repair agreements, and extended warranties.



Robust protection

Working in challenging conditions means every component must be protected. With the Volvo R100, you can rely on a strong design and excellent build quality. Ensure long component lifecycle and machine uptime thanks to the latest generation transmission control system, neutral coast inhibitor and overspeed protection features.



Operator's choice

Not only a highly efficient machine, the R100 also brings operator productivity to the fore – starting with comfort and control. Offering 360° visibility, responsive steering, ergonomic controls, low noise and solid stability, the Volvo cab is as good as it gets.


Every angle in view

Take on the tough stuff from the comfort of the industry-leading cab, boasting an impressive 360° bird's eye view of the work zone thanks to Volvo Smart View. The operator seat is located to the left side of the cab, enabling you to observe all surrounding areas. Forward visibility is enhanced thanks to the large windscreen, offering excellent line of sight.



Tailor-made to meet your needs

Customize your comfort for increased productivity throughout the working day. The Volvo air suspension operator seat and tiltable, telescopic steering wheel can be fully adjusted to match your preferred operating position. With the standard Bluetooth enabled audio system, you can stay connected.



Comfortably productive

Get comfortable with doing more in the pressurized Volvo cab, offering all-around visibility, climate control, and ample storage and legroom. From the adjustable operator seat, easily access displays and responsive fingertip controls, ergonomically positioned to keep the focus on the operation.



Low noise, high comfort

Stay focused in the Volvo cab, offering remarkably low noise levels. Built-in sound insulation eliminates distracting noises, while the viscous isolated mounted cab and hydraulic suspension system minimizes ground vibrations and surrounding job site noise. Because a happy, comfortable operator enhances overall productivity and performance.





SMOOTH OPERATION

Enjoy superior ride quality and comfort in the robust R100, equipped with responsive MacPherson strut with lower wishbone connection and viscous-mounted cab for minimal ground impact and vibrations. The responsive, low-effort steering system and geometry, combined with the suspension, optimizes maneuverability by minimizing lean on tight corners. With the R100, heavy-duty hauling has never felt so easy.

Haul it all

OPERATORS CHOICE

- Volvo Smart View: 360° visibility
- Air-suspended seat positioned for optimum visibility
- Ergonomic displays and fingertip controls
- Extensive space and storage capacity
- Responsive, low-effort steering, multiadjustable steering wheel
- Low noise and vibration levels



SAFETY AT THE CENTER

- ROPS/FOPS-certified cab
- Anti-slip steps, secure walkways
- Rock solid stability
- Selectable transmission retarder, Automatic brake retarder
- Fail-safe braking and secondary steering systems
- Neutral coast inhibitor, Transmission overspeed protection



DRIVE YOUR COSTS DOWN

- 1000hr service intervals
- Long component lifecycles: low center of gravity, even weight distribution
- Volvo Dynamic Shift: fully automatic adaptive transmission gearshifting
- Selectable Eco shifting, Auto-idle engine shutdown
- Volvo Site Simulation

ACCESS MORE UPTIME

- Robust and reliable machine
- Designed for quick and safe access
- Grouped service points, accessible from the ground and service platform
- Common-sized bearings
- Direct bolt-on wheel rim connections
- CareTrack telematics system (option)

MOVE MORE, EARN MORE

- 95-tonne payload
- Fast body-tipping system
- Class-leading rimpull
- Powerful Volvo engine: high torque at low rpm
- On-Board Weighing system (option)

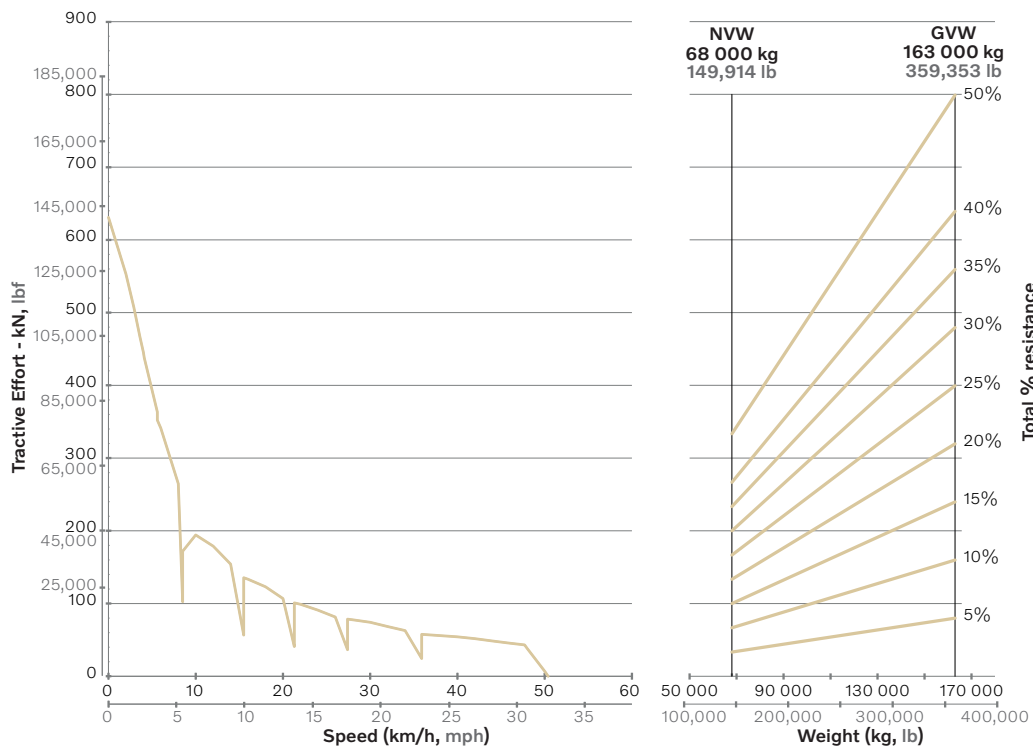
Volvo R100 in detail

Engine		
Model	Cummins QST30 aftercooled Stage V / Tier 4f, 783KW	
Type	Charge air cooled to change to aftercooled 2 X High speed electronic control modules	
Cylinder/configuration	12 / V-Configuration	
Displacement	l (in ³)	30.5 (1,861)
Bore x Stroke	mm (in)	140 x 165 (5.51 x 6.5)
Max. power at	r/min (r/s)	2,100 (35)
Gross power (SAE J1995)	kW (hp)	783 (1,050)
Net power	kW (hp)	726 (974)
Max. torque at	r/min (r/s)	1,300 (21.7)
Gross torque	Nm (ft lbf)	4,629 (3,414)
Engine emissions	Meets EPA / CARB 40 CFR1039 and CARB 40 CFR1068 non road machinery directive Tier 4f (EU) 2016/1628 Stage V	
Electrical	40 Amp alternator	
Altitude - electronic derate	m (ft)	2,750 (9,022)
Steering System		
Primary steering hydraulic pressure is provided by an independent nitrogen charged hydraulic accumulator supplied by a pressure compensating piston pump. The accumulator circuit provides instant, uniform steering response regardless of the engine speed. Pilot operated remote mounted orbitrol control valve delivers light, responsive steering control. Secondary steering is provided by an independent nitrogen charged hydraulic accumulator. The accumulator stored pressure is verified to provide safe navigation of the truck in the event of a primary hydraulic failure. The secondary steering application is independent of any electrical/powertrain source, even if there is a failure of engine, transmission or vehicle electrical system.		
Maximum tire steering angle	°	39
SAE turning radius	mm (ft in)	11,496 (37'9")
Clearing radius	mm (ft in)	13,062 (42'10")
Axles		
The rear wheels are driven through a double reduction drive axle. Torque multiplication takes place through the bevel gear differential, then transmitted through fully floating shafts to the planetary reduction gears in the wheel hubs where final torque multiplications takes place.		
Standard		
Differential ratio	2.16 : 1	
Planetary reduction	13.75 : 1	
Overall drivetrain reduction	29.7 : 1	
Optional		
Differential ratio	Traction Bias Differential	
Planetary reduction	The automatic spin reducing function is provided by means of a multi-plate friction clutch mounted to one side of the gears in the differential assembly. The 2 side (pinion) gears have a friction link (bias torque) between them which reduces the risk of one wheel spinning freely should the truck encounter slippery or loose ground surface conditions.	
Frame		
Fabricated from box-section steel rails with high-strength steel castings in key stress locations absorbing the worksite impacts for long durable lifecycles. The closed 'horse collar' allows for flexibility in the frame to dissipate twists and loads while incorporating a reserve of structural strength well in excess of that required to absorb the stresses imposed by high impact loading and when travelling on uneven, high rolling resistance applications. Fuel and hydraulic tanks suspended mounts off the frame.		
Body		
Tapered profile with longitudinal v-slope floor plate (Double V-type body) that provides excellent center of gravity for load profile stability on all hauling conditions. Manufactured from high abrasion and impact resistant steel (Hardox 400) for superior lifecycle. Horizontal side stiffeners dissipate shock loads across the entire side plate. Mounted on 'floating' pins for minimal structural stress during empty and full transportation. NB, Hardox 400 Specification Body steel 360-440 BHN Body, yield strength 1000 MPa Body, tensile strength 1,250 N/mm2		
Plate thickness		
Floor	mm (in)	20 (0.79)
Sides	mm (in)	10 (0.39)
Front	mm (in)	10 (0.39)
Body volume		
Stuck	m ³ (yd ³)	41.1 (53.8)
Heaped 2:1 (SAE)	m ³ (yd ³)	60.4 (79)
Tires and Rims		
Tires type	27-49	
Rims	19.5	

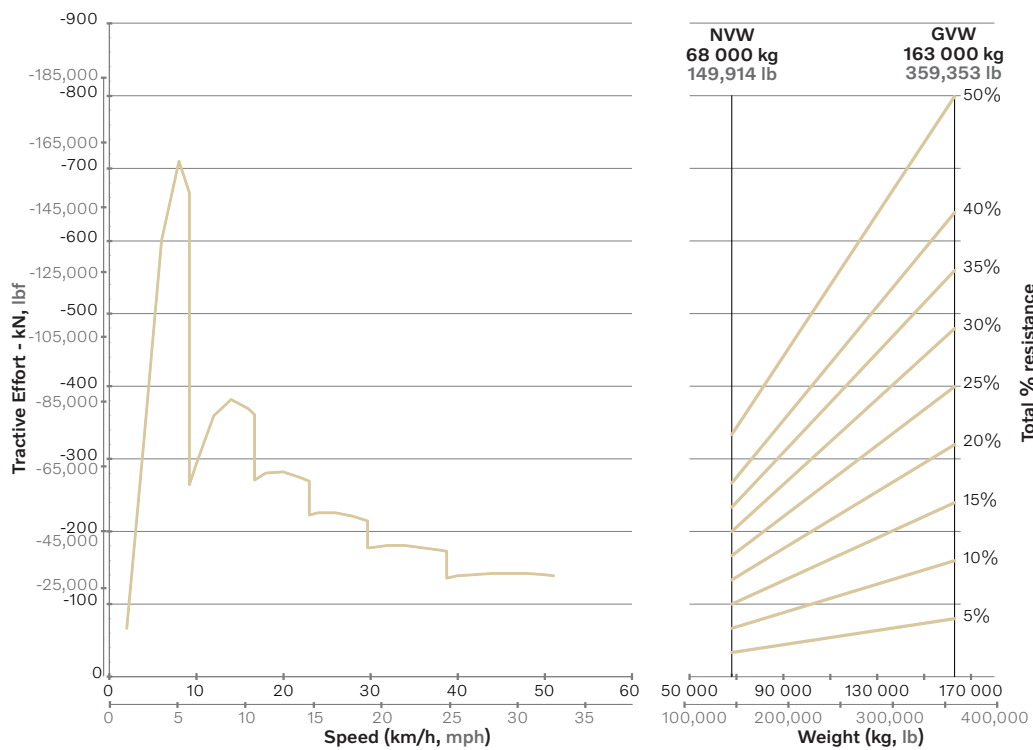
Drivetrain		
Transmission		Allison H8610 ORS
Assembly		Planetary gear type transmission with integral torque converter and hydraulic fluid retarder. Electronically controlled connected to engine system via CANBUS. Automatic lock up in all speed ranges. Mounted mid-chassis for ease of access and excellent machine weight distribution.
Electronic control		CEC5
Maximum speed, forward/reverse		
1st gear	km/h (mi/h)	9 / 6 (5.6 / 3.7)
2nd gear	km/h (mi/h)	16 (9.9)
3rd gear	km/h (mi/h)	22 (13.7)
4th gear	km/h (mi/h)	28 (17.4)
5th gear	km/h (mi/h)	37 (23)
6th gear	km/h (mi/h)	50 (31.1)
Suspension		
Front: Independent self contained Macpherson type, variable rate (Nitrogen/Oil) suspension struts with lower wishbone. Widely spaced for high levels of machine stability and easy maneuverability. Rear: Independent self contained variable rate (Nitrogen/Oil) - invertly mounted - suspension struts connected to chassis via trailing A-frame and lateral stabilizer bar.		
Maximum front strut stroke	mm (in)	244.6 (9.6)
Maximum rear strut stroke	mm (in)	165.1 (6.5)
Maximum rear axle oscillaton	°	
Brake system		
Fulfills ISO 3450 : 2011 for off-road machinery		
Front brakes type		Independent hydraulic apply, dry disc single caliper. Incorporating independent nitrogen / hydraulic pressure accumulator for instant braking response and reserve pressure.
Front brake diameter	mm (in)	965 (38)
Front brakes lining area	cm ² (in ²)	2,015 (312)
Rear brakes type		Independent force cooled, oil immersed, multi-disc enclosed brakes. Twin piston, service and park /emergency brake. Emergency brake spring apply / hydraulic release (SAHR Brake). Service piston is used for rear brake retardation for safe machine control.
Rear brake lining area	cm ² (in ²)	87,567 (13,573)
Hoist		
Hydraulic system conforms to ISO 4406		
System relief pressure	MPa (psi)	190 (27,557)
Pump output flow rate	l/min (gal/min)	554 (146)
at	r/min (r/s)	2,100 (35)
Body raise time	s	11
Body lower time	s	13
Service Refill		
Engine crankcase and filters	l (gal)	132 (34.9)
Transmission and filters	l (gal)	91 (24)
Cooling system	l (gal)	344 (90.8)
Fuel tank	l (gal)	1,180 (311)
DEF/AdBlue® tank	l (gal)	98 (25.9)
Steering hydraulic system (total)	l (gal)	61 (16.1)
Body hydraulic tank	l (gal)	420 (111)
Planetaries (total)	l (gal)	78 (20.6)
Differential	l (gal)	95 (25.1)
Front ride strut (each)	l (gal)	34 (9)
Rear ride strut (each)	l (gal)	36.6 (9.7)
Power take off	l (gal)	4 (1.06)
Weights		
Chassis with hoists	kg (lb)	55,080 (121,430)
Body standard	kg (lb)	16,200 (35,715)
Net weight	kg (lb)	71,280 (157,145)
Maximum payload	kg (lb)	95,000 (209,439)
Maximum gross weight*	kg (lb)	166,280 (366,584)
Weight distribution (axles)		FRT / REAR
- Empty	%	48 / 52
- Loaded	%	33 / 67
*Target gross vehicle weight with options, full fuel tank and target payload.		
Sound Level		
Sound level in cab according to ISO 6396/SAE J2105		
L _{pA}	dB	78
External sound level according to ISO 6395/SAE J2104		
L _{WA}	dB	-

Specifications

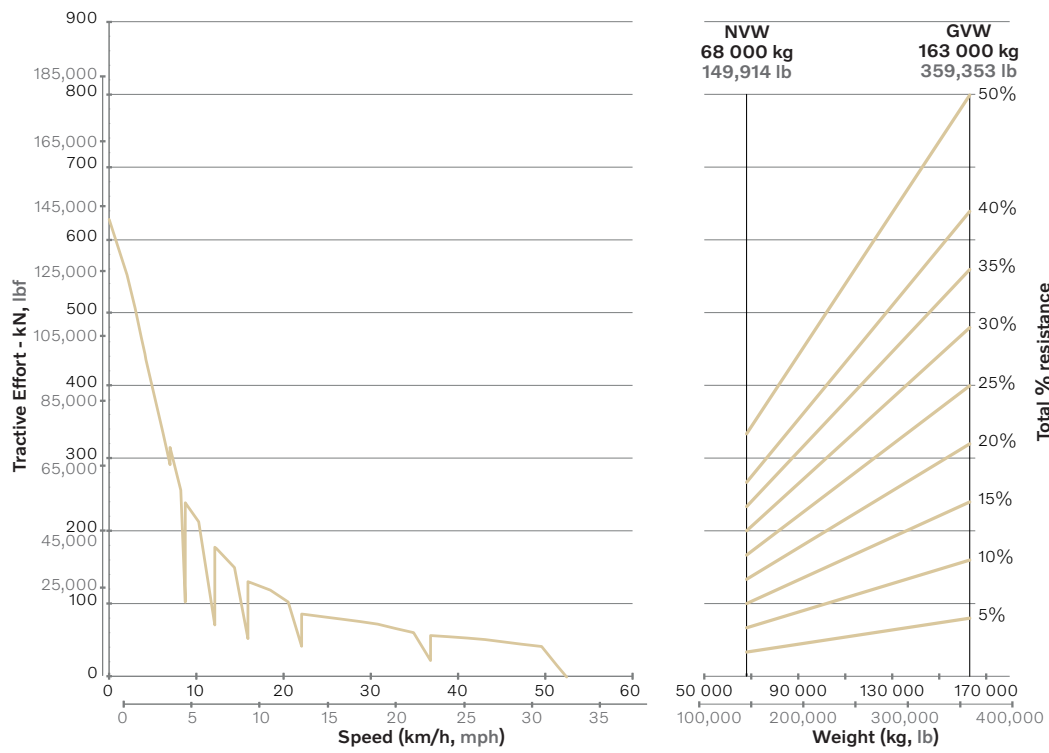
Gradeability - R100E 8610 ORS



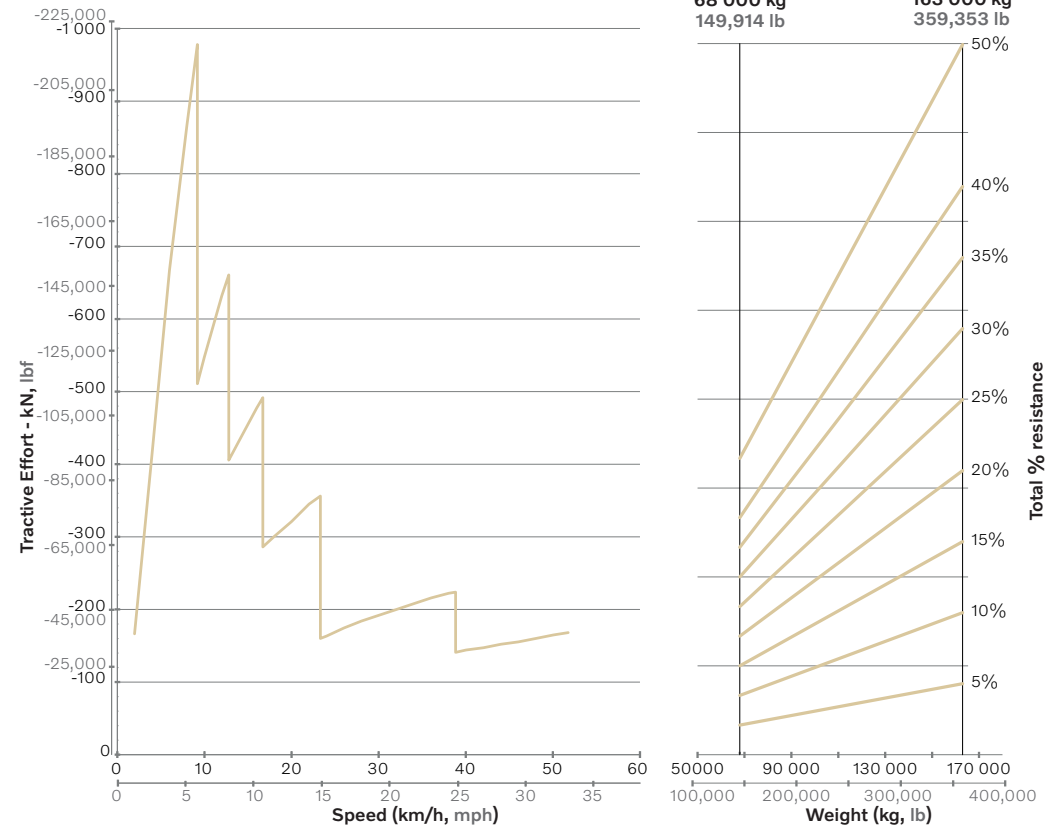
Retardation - R100E 8610 ORS



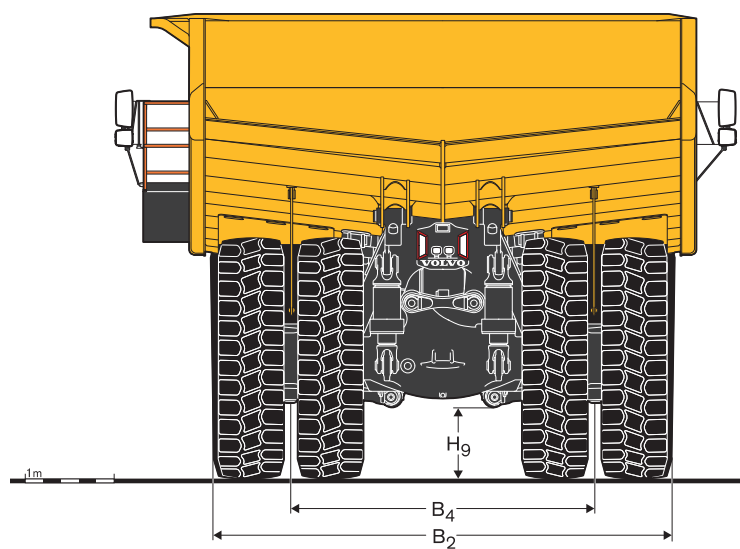
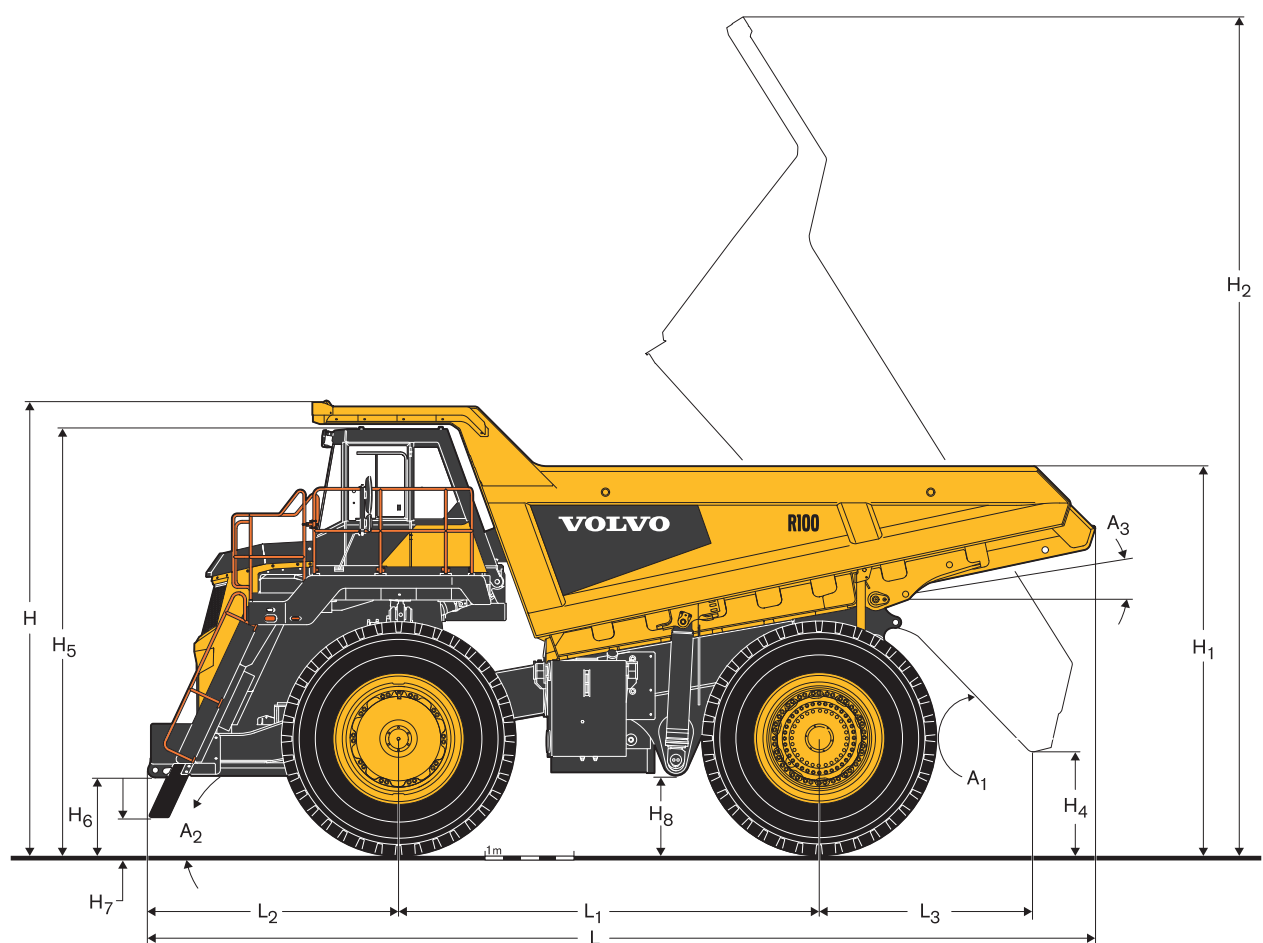
Gradeability - R100E 9610 ORS

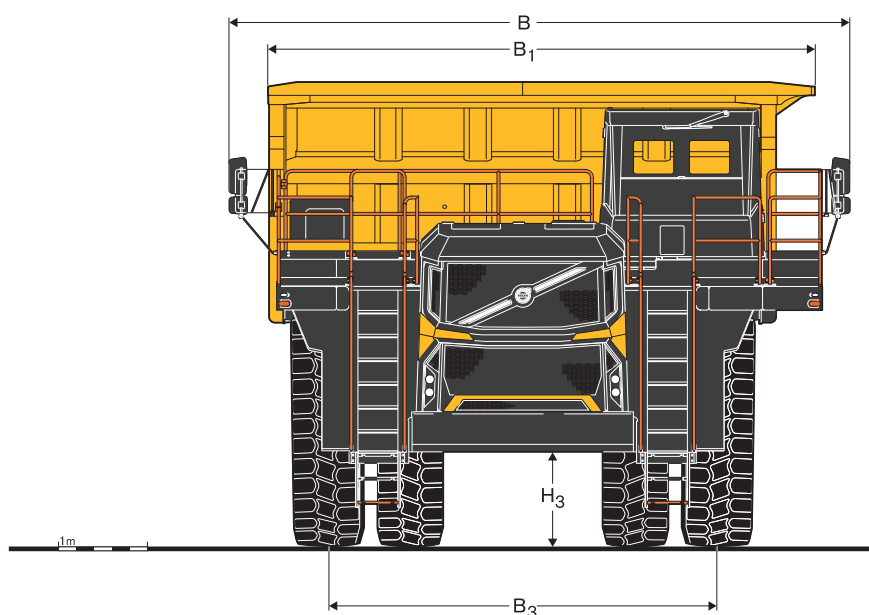


Retardation - R100E 9610 ORS



Specifications





DIMENSIONS

Description		Unit			
H	Overall height	mm	ft in	5,070	16'8"
H ₁	Loading height	mm	ft in	4,380	14'4"
H ₂	Raise height	mm	ft in	9,576	31'5"
H ₃	Front axle ground clearance	mm	ft in	675	2'3"
H ₄	Tail clearance	mm	ft in	1,042	3'5"
H ₅	Cab height	mm	ft in	4,825	15'10"
H ₆	Bumper ground clearance (no TH)	mm	ft in	956 (785 to tow hook)	3'2" (2'7" to tow hook)
H ₇	Ladder ground clearance	mm	ft in	598	1'12"
H ₈	Frame ground clearance	mm	ft in	806	2'8"
H ₉	Rear axle ground clearance	mm	ft in	785	2'7"
B	Overall width	mm	ft in	6,986	22'11"
B ₁	Body width	mm	ft in	5,706 (Not including cab guard)	18'9" (Not including cab guard)
B ₂	Rear over tires	mm	ft in	5,042 (5,147 at SLW)	16'7" (16'11" at SLW)
B ₃	Front track	mm	ft in	4,403	14'5"
B ₄	Rear track	mm	ft in	3,420	11'3"
L	Overall length	mm	ft in	10,922	35'10"
L ₁	Wheel base	mm	ft in	4,850	15'11"
L ₂	Center front axle to bumper	mm	ft in	2,890	9'6"
L ₃	Center rear axle to tipped tail	mm	ft in	2,440	8'0"
SAE _{TR}	SAE turning radius	mm	ft in	11,494	37'9"
CTR	Clearance turning radius	mm	ft in	13,062.4	42'10"
A ₁	Body dump angle	°		47	
A ₂	Approach angle	°		22.5 (19 to tow hooks)	
A ₃	Frame angle	°		10	
C ₁	C of G (horizontal) unladen	mm	ft in	2,298	7'6"
C ₂	C of G (vertical) unladen	mm	ft in	764	2'6"
C ₁	C of G (horizontal) laden	mm	ft in	1,611	5'3"
C ₂	C of G (vertical) laden	mm	ft in	1,952	6'5"

Vehicle measurements assumptions / variables

Measurements to be taken on flat ground
Truck should be unladen
Bridgestone VRLS Tires should be used
Tire pressure should be set as per manual
Suspension should be set at normal operating height

Equipment

STANDARD EQUIPMENT
Engine
Air cleaner with aspirator (vacuum)
Turbocharged and aftercooled
Direct drive fan
Electronically controlled with Shift Energy Management (SEM)
Engine safe mode
Fuel filter/water separator
Pre-lube system
Sump guard
Engine enclosures (rubber)
Drivetrain
Full automatic transmission with manual override
Shift Energy Management
Torque converter with automatic lockup
Volvo Dynamic Shift
Double reduction planetaries for increased rimpull
Electrical System
Alternator
Batteries
Battery disconnect switch (tag lock out)
Engine disconnect switch (tag lock out)
Emergency engine shutdown (ground level)
Direction indicators and hazard warning
Lights - side, tail, stop and headlights
LED tail lamps
Power ports - 12V and 24V
Reverse alarm
Reverse lights
Brake system
Hydraulically operated system with independent front and rear control systems
Park brake - electric switch, spring applied hydraulic release
Secondary brake - pedal controlled, modulates rear park brake piston
Retardation - finger tip control of transmission retarder or lever mounted on the steering column giving modulated pressure control of the rear oil cooled brakes
Body
Rock ejectors

STANDARD EQUIPMENT
Safety
Anti-slip steps and platforms
Body down indicator
Body - operator guard LHS
Body - up locking pins
Body - up reverse to neutral inhibitor
Body - up shift inhibitor
Brakes - independant front and rear systems
Secondary brake foot pedal
Emergency SAHR brake
Battery disconnect switch (tag lock out)
Engine diconnect switch (Tag lock out)
Emergency engine shutdown (ground level)
Cab - ROPS and FOPS
Electro magnetic compatibility
Handrails on steps and platform
Horn
Neutral start inhibitor
Engine overspeed protection
Neutral coast inhibit
Programmable max. travel speed
Operator safety belt
Operator's field of view
Rear view mirrors
Retarder - transmission
Retarder - rear brake
Secondary steering
Instructor's seat with safety belt
Vibration 2002/44/EC
Windscreen washers
Windscreen wipers
Comfort
Air suspended seat
Heating, Ventilation and Air Conditioning - HVAC
Interior lights
Radio - Bluetooth
USB power take-off
Cup holder
Insulation thermal and acoustic
Storage compartments
Sun visor
Tilt/telescopic steering wheel
Tinted glass
Operator information interface
MacPherson type front suspension with lower wishbone
Exterior
Mud flaps
Diagnostic terminal
Front and rear tow points
Service and maintenance
Pressure check points
Tires
Standard Bridgestone tires

OPTIONAL EQUIPMENT
Engine
Fast fuel
Clutch engine fan
Drivetrain
Traction bias differential
Inline fuel heater
9000 series transmission
Transmission sump guard
Electrical System
Heated and adjustable electrical mirrors
Remote jump start points
Working light kit
LED headlamps
Cab
Cab heater (-40°C)
Body
Onboard Weighing System
Body Exhaust Heating
Body Extensions upon request
Body liner plates (available with full weight or half weight)
Safety
Volvo Smart View
Fire suppression system
Orange flashing beacon
Service and maintenance
Quick oil drain kit
-40°C Arctic Kit
Central (Beka) autolube
Service light kit

OPTIONAL EQUIPMENT
Tires
Bridgestone standard supply
VRLS
VMTS
Michelin tires
XDR2-B
XDT-A4
XKD1A
XDRA
TPMS Tyre pressure monitoring system
Manual body down
High Idle
360 degree Camera system
50% front brake



Volvo Construction Equipment
volvoce.com